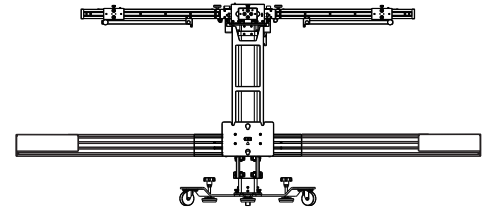

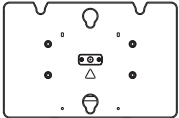

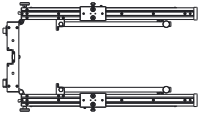


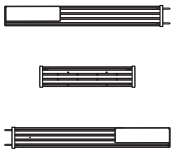
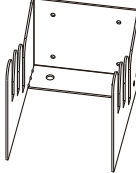

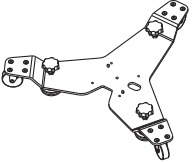






**IA600 Calibration Frame**

**PACKING LIST**

**Laser Version**



<p><b>Stand</b></p>		<p><b>Large Sliding Plate</b></p>		<p><b>Washer x2</b></p>	
<p><b>Upper Crossbar</b></p>		<p><b>Laser Measurement Unit</b></p>		<p><b>Allen Key (5 mm)</b></p>	
<p><b>Lower Crossbar</b></p>		<p><b>Storage Bracket x2 (AUTEL-CSC1500/09)</b></p>		<p><b>Expansion Bolt x4 (M12 x 80)</b></p>	
<p><b>Base</b></p>		<p><b>Connecting Bar</b></p>		<p><b>Expansion Bolt x8 (M6 x 50)</b></p>	
<p><b>Socket Head Cap Screw x4 (M8 x 20)</b></p>		<p><b>Quick Reference Guide</b></p>		<p><b>Packing List (This document)</b></p>	